



# Antenna Matrix

*A Buying Guide for AES Antenna Installations*

# Remote Rubber Duck Antenna

## 7214 Omni-directional Rubber Duck Antenna

2.5dB Tamper Resistant Antenna - TNC Female

\*Included with Subscriber purchase.

**Rubber duck antennas are for indoor installations.**



**Note:** Recommended distance when remoting an antenna is 75 ft. or less.

Installation Type:	What You Will Need:					
<p><b>Indoor Installation</b></p>  <p><b>6, 10, or 25 ft. from the Subscriber.</b></p> 	 <p>Subscriber</p>	<p>Part #'s (select one):                      7214-EMK-6 (6 Ft. Cable)                      7214-EMK-10 (10 Ft. Cable)                      7214-EMK-25 (25 Ft. Cable)</p>  <p>Kit includes a mount and cable with a TNC male and TNC female with bulkhead.</p> <p>Select the cable that is the right length for your installation.</p>		<p>Part #:                      7214 2.5 Rubber Duck Antenna *</p> 		
<p><b>Indoor Installation</b></p>  <p><b>50 ft. or less from the Subscriber.</b></p>	 <p>Subscriber</p>	 <p>Part #:                      12-0181-RFB</p> <p>Connector N female and TNC female with bulkhead.</p>	 <p>Part #'s (select one):                      13-0345-25 (25 ft.)                      13-0345-50 (50 ft.)</p> <p>RG-8 Cable with two N male connectors.</p>	 <p>Part #:                      12-0181-R</p> <p>TNC male to N female adaptor.</p>	 <p>Part #:                      7214-EMK-NC</p> <p>Mount without cable.</p>	<p>Part #:                      7214 2.5 Rubber Duck Antenna *</p> 

# Remote Phantom Antenna

## 7264-PA-SUB Phantom Antenna with Mount





















Phantom Antenna including NMO Mount (12-0181-NMO) with TNC female with bulkhead.

**Note:** Recommended distance when remoting an antenna is 75 ft. or less.

**Also available:**



Outdoor antennas should always use a surge protector!

Installation Type:	What You Will Need:								
<p><b>Indoor Installation</b></p>  <p>6, 10, or 25 ft. from the Subscriber.</p>	 <p>Subscriber</p>	<p>Part #'s (select one):</p> <p>7214-EMK-6 (6 Ft. Cable)</p> <p>7214-EMK-10 (10 Ft. Cable)</p> <p>7214-EMK-25 (25 Ft. Cable)</p>  <p>Kit includes a mount and cable with a TNC male and TNC female with bulkhead.</p> <p>Select the cable that is the right length for your installation.</p>			<p>Part #:</p> <p>7264-PA-SUB Phantom Antenna with Mount</p>  <p>Phantom Antenna including NMO Mount (12-0181-NMO) with TNC female with bulkhead.</p>				
<p><b>Indoor Installation</b></p>  <p>50 ft. or less from the Subscriber.</p>	 <p>Subscriber</p>	<p>Part #:</p> <p>12-0181-RFB</p>  <p>Connector N female and TNC female with bulkhead.</p>	<p>Part #'s (select one):</p> <p>13-0345-25 (25 ft.)</p> <p>13-0345-50 (50 ft.)</p>  <p>RG-8 Cable with two N male connectors.</p>	<p>Part #:</p> <p>12-0181-R</p>  <p>TNC male to N female adaptor.</p>	<p>Part #:</p> <p>7214-EMK-NC</p>  <p>Mount without cable.</p>	<p>Part #:</p> <p>7264-PA-SUB</p>  <p>Phantom Antenna including NMO Mount (12-0181-NMO) with TNC female with bulkhead.</p>			
<p><b>Outdoor Installation</b></p>  <p>25, 50, or 75 ft. from the Subscriber.</p>	 <p>Subscriber</p>	<p>Part #:</p> <p>12-0181-RFB</p>  <p>Connector N female and TNC female with bulkhead.</p>	<p>Part #:</p> <p>13-0345-100</p>  <p>RG-8 Cable with one N male connector.</p>	<p>Part #:</p> <p>12-0101</p>  <p>Connector type N crimp on (connects surge protector).</p> <p>Qty. 3</p>	<p>Part #:</p> <p>7230</p>  <p>Surge protector with two N females.</p>	<p>Part #:</p> <p>12-0181-R</p>  <p>TNC male to N female adaptor.</p>	<p>Part #:</p> <p>7214-EMK-NC</p>  <p>Mount without cable.</p>	<p>Part #:</p> <p>7264-PA-SUB</p>  <p>Phantom Antenna including NMO Mount with TNC female with bulkhead.</p>	

# Remote 3dB or 5dB Antenna

## 7210-3 or 7210-5 dB Antenna

3dB or 5dB Omni-directional UHF Antenna (includes 52-0057 mounting kit). Antenna made of stainless steel.



**Note:** Recommended distance when remoting an antenna is 75 ft. or less.

**Also available:**



Outdoor antennas should always use a surge protector!

Installation Type:	What You Will Need:					
<b>Indoor Installation</b>  25 ft. or less from the Subscriber.	 Subscriber	Part #'s (select one): 7220-10-N-TNCFB 7220-25-N-TNCFB  RG-58 Cable with N male and TNC female with bulkhead. Select the cable that is the right length for your installation.	Part #'s (select one): 7210-3 or 7210-5  7210 and NMO mount with N female. Select the antenna that is the right length for your installation.			
<b>Indoor Installation</b>  50 ft. or less from the Subscriber.	 Subscriber	Part #: 12-0181-RFB  Connector N female and TNC female with bulkhead.	Part #'s (select one): 13-0345-25 (25 ft.) 13-0345-50 (50 ft.)  RG-8 Cable with two N male connectors.	Part #'s (select one): 7210-3 or 7210-5  7210 and NMO mount with N female.		
<b>Outdoor Installation</b>  25 ft. or less from the Subscriber.	 Subscriber	Part #'s (select one): 7220-10-N-TNCFB 7220-25-N-TNCFB  RG-58 Cable with N male and TNC female with bulkhead.	Part #: 12-0104  Connector type N crimp on (connects surge protector). Qty. 2	Part #: 7230  Surge protector with two N females.	Part #'s (select one): 7210-3 or 7210-5  7210 and NMO mount with N female.	
<b>Outdoor Installation</b>  75 ft. or less from the Subscriber.	 Subscriber	Part #: 12-0181-RFB  Connector N female and TNC female with bulkhead.	Part #: 13-0345-100  RG-8 Cable with one N male connector.	Part #: 12-0101  Connector type N crimp on (connects surge protector). Qty. 3	Part #: 7230  Surge protector with two N females.	Part #'s (select one): 7210-3 or 7210-5  7210 and NMO mount with N female.

# Remote 6dB, 7dB, or 9dB Antenna

## 7210-6, 7210-7, or 7210-9 dB Antenna

6dB, 7dB, or 9dB Omni-directional UHF Antenna (includes mounting kit). Antenna made of fiber glass.



**Note:** Recommended distance when remoting an antenna is 75 ft. or less.

**Also available:**



Outdoor antennas should always use a surge protector!

Installation Type:	What You Will Need:					
<b>Outdoor Installation</b>  <b>25 ft. or less from the Subscriber.</b>	 Subscriber	Part #: 12-0181-RFB  Connector N female and TNC female with bulkhead.	Part #'s (select one): 7220-10-N-TNCFB 7220-25-N-TNCFB RG-58 Cable with N male and TNC female with bulkhead.	Part #: 7230  Surge protector with two N females.	Part #: 12-0104  Connector type N crimp on (connects surge protector).  <b>Qty. 2</b>	Part #'s (select one): 7210-6, 7, or 9  Includes mounting kit.
<b>Outdoor Installation</b>  <b>50 ft. or less from the Subscriber.</b>	 Subscriber	Part #: 12-0181-RFB  Connector N female and TNC female with bulkhead.	Part #'s (select one): 13-0345-25 (25 ft.) 13-0345-50 (50 ft.) RG-8 Cable with two N male connectors.	Part #: 7230  Surge protector with two N females.	Part #: 12-0101  Connector type N crimp on (connects surge protector).  <b>Qty. 2</b>	Part #'s (select one): 7210-6, 7, or 9  Includes mounting kit.
<b>Outdoor Installation</b>  <b>75 ft. or less from the Subscriber.</b>	 Subscriber	Part #: 12-0181-RFB  Connector N female and TNC female with bulkhead.	Part #: 13-0345-100 RG-8 Cable with one N male connector.	Part #: 7230  Surge protector with two N females.	Part #: 12-0101  Connector type N crimp on (connects surge protector).  <b>Qty. 3</b>	Part #'s (select one): 7210-6, 7, or 9  Includes mounting kit.